

# Fact sheet

## Online testing for new recruits

The AFP's online testing for new recruits is designed for candidates applying for Protective Service Officer, ACT Policing or National Policing roles.

Our online tests measure your cognitive ability and suitability for the role, and are made up of three or four components, depending on the role you apply for.

You'll receive an invitation to complete the tests from our assessment provider. The tests are timed and must be completed within 14 days of receiving your invitation. You'll need internet access and a quiet place to complete the assessments.

### Practice before you sit the test

It's a good idea to take practice tests so you know what to expect, focusing on:

- Deductive Reasoning Test (Mobile-Enabled, Interactive)
- Inductive Reasoning Test (Mobile Enabled, Interactive)
- Personality
- Calculation Test

[Click here to take practice tests](#) >

If you're unable to use the button, access the practice tests using the URL below:

<https://www.shl.com/shldirect/en/practice-tests/>

**Note:** Practice tests are a guide only and may not fully reflect the format, content, or difficulty of the actual test. Candidates are encouraged to complete the five practice questions within the online testing platform before attempting each live assessment. This will be available once invited to complete your testing and have logged into your account. This document is intended to provide reference material to support your preparation.

**For Protective Service Officers, you'll complete:**

<b>Assessment name</b>	<b>Time you'll need</b>	<b>What you'll need</b>
Deductive Reasoning	23 minutes	Pen and paper
Numerical Calculation	15 minutes	Calculator, Pen and paper
Personality questionnaire	25 minutes	

**For ACT Policing and National Policing, you'll complete:**

<b>Assessment name</b>	<b>Time you'll need</b>	<b>What you'll need</b>
Personality questionnaire	25 minutes	
Deductive Reasoning	23 minutes	Pen and paper
Inductive Reasoning	23 minutes	
Numerical Calculation	15 minutes	Calculator, pen and paper

Explore test examples and learn what's next on the following pages.

## Numerical Calculation

In a numerical calculation test, you're required to add, subtract, divide and multiply numbers quickly and accurately.

### Example 1:

**Question**  
 Drag and drop the equations necessary to go from the number in the top bubble to the number at the bottom.

**Next**

**Step 1:** The goal of this question is to convert the number in the top white bubble to the number in the bottom white bubble.

**Next** Close

### Example 2:

**Question**  
 Tap or click to slice the incorrect equations.

**Next**

**Example 3:**

**Question**  
Sum the values shown on each side of the screen. What is the percentage of the value on the right to the value on the left?

$41 + 20$   $18 \times 3$

$13 \times 3$   $13 + 21$

96%  
97%  
98%  
99%  
100%  
0%  
1%  
2%  
3%  
4%  
5%

Next

**Example 4:**

**Question**  
Arrange the blocks so the value totals are equal on both sides.

$9^2$   $60 / 10$   $35 - 2$   $6 \times 7$

$=$

Next


## Deductive Reasoning

Deductive reasoning tests are designed to measure your ability to draw logical conclusions based on the information provided and complete scenarios using incomplete information.


### Example 1:

**Question**





Schedule the training classes so that the IT Training is completed last and all trainings are complete by 3:30 p.m.



**Today**



9 10 11 12 1 2 3 4 5 6

 Compliance Training	1 hr
 Diversity Training	30 min
 HR Training	1.5 hrs
 IT Training	1.5 hrs

[Next](#)

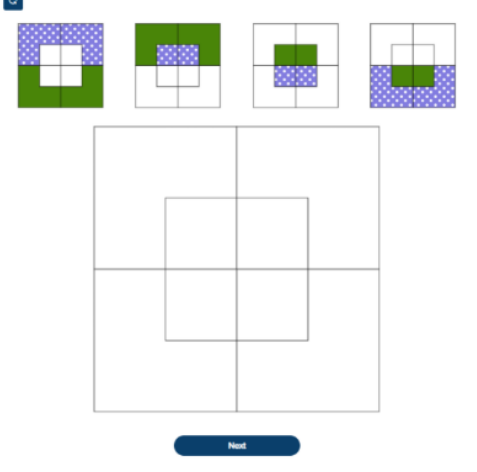


## Inductive Reasoning

Inductive tests are designed to assess your ability to identify underlying patterns in information and predict outcomes using that information.

### Example 1:

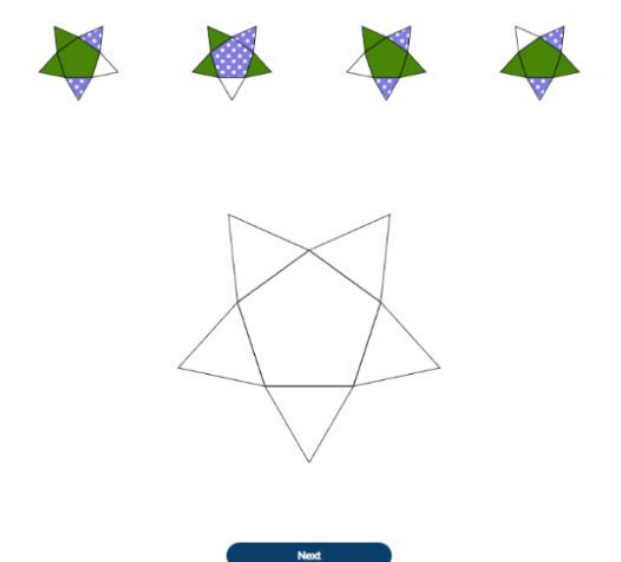
Question  
Tap to fill the next image in the sequence



Next

### Example 3:


Question  
Tap to fill the next image in the sequence



Next

### Example 2:

Question  
Drag the line to finish the sequence.



Next

## Personality

The personality test asks you a series of questions to identify competencies and key behaviours that lead to good performance in the workplace.

### Example 1:

Which statement describes you **best**?

I encourage people to work together as a team

I can see the advantages and disadvantages of an approach

I follow rules and regulations

### Example 3:

Which statement describes you **best**?

I usually make decisions only after I have collected all relevant information

I usually think of all factors when I am trying to understand a business issue

I change my interaction style based on the personality of whom I am speaking to

### Example 2:

Which statement describes you **best**?

I easily start conversations with new people

I always listen to everything that people have to say on a topic

I am usually able to generate several possible solutions to a problem

### Example 4:

Which statement describes you **best**?

I take corrective action whenever a staff member is underperforming

I document my work so that colleagues can easily find information about its actual status

I always acknowledge my mistakes

## What's next?

It's a good idea to take practice tests so you know what to expect, focusing on:

- Deductive Reasoning Test (Mobile-Enabled, Interactive)
- Inductive Reasoning Test (Mobile Enabled, Interactive)
- Personality
- Calculation Test

[Click here to take practice tests](#) >

If you're unable to use the button, access the practice tests using the URL below:

<https://www.shl.com/shldirect/en/practice-tests/>

**Note:** Practice tests are a guide only and may not fully reflect the format, content, or difficulty of the actual test. Candidates are encouraged to complete the five practice questions within the online testing platform before attempting each live assessment. This will be available once invited to complete your testing and have logged into your account. This document is intended to provide reference material to support your preparation.

Once you've completed the testing, you'll be notified of your outcome within 4 weeks. If successful, our Recruitment team will invite you to complete the next stages of the recruitment process.

If you don't pass the online test, our recruitment team will advise wait times before you can attempt it again.

Good luck! Please contact [AFPrecruitment@afp.gov.au](mailto:AFPrecruitment@afp.gov.au) if you have any questions.